



**Electronic Level Transmitter for sea water application – Side Mounting**

The PL3700C-P Electronic Level Transmitter is a linearized, ceramic device specially designed for sea water application. It features a sensor housing in composite material IP68-rated which avoids the electro chemical corrosion and sea water organic deposits. Sensor is protected by a stainless steel 316L casing to prevent mechanical damage. Its flange allows side mounting installation such as draft or tank level measurements. The polyester remote electronics box includes an amplifier with zero and span adjustment.

# PL3700C-P - Technical Specifications

## Technical Data

<b>Range:</b>	120 mbar to 4 bar.
<b>Accuracy:</b>	± 0,3% FS at 20°C
<b>Overpressure:</b>	6 bar.
<b>Output signal:</b>	4-20 mA, 2-wires.
<b>Protection class:</b>	- Sensor: IP68 - Remote box: IP66
<b>Intrinsic safety:</b>	IECEX, ATEX. II 1 G D Ex ia IIC T6 Ga or Ex ia IIB T6 Ga Ex ia IIIC T80°C Da IP66/67  (Max 50m cable between sensor and remote electronic box).
<b>Power supply:</b>	12-28 Vdc
<b>Operating ambient temperature:</b>	- 20°C to + 70°C
<b>Flange:</b>	PN16DN40
<b>Cable length:</b>	3m in standard (option up to 50m)

## Special Features

### Material:

- Remote box: Polyester sea water resistant.
  - Sensor: Composite.
  - Diaphragm: Ceramic.
  - Protection casing: Stainless steel 316L.
  - Flange: Stainless steel 316L.
  - Cable: Polyethylene (fire retardant).
- Recommended zener barrier for installation in hazardous area : MTL7787+.
- Sensor up to max 60°C.
- Polyethylene cable up to max 60°C (standard).

## Technical Documentation

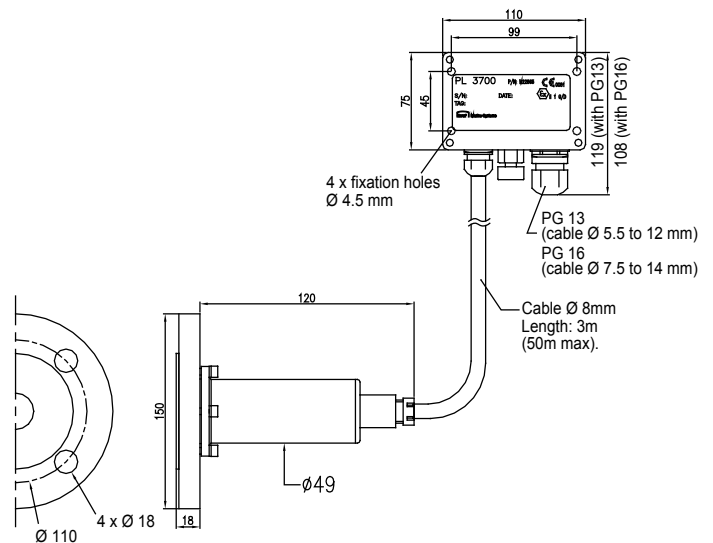
<b>Installation manual:</b>	MI5090
<b>Technical manual:</b>	NT5090
<b>Maintenance manual:</b>	MM5090

## Honeywell Marine SAS

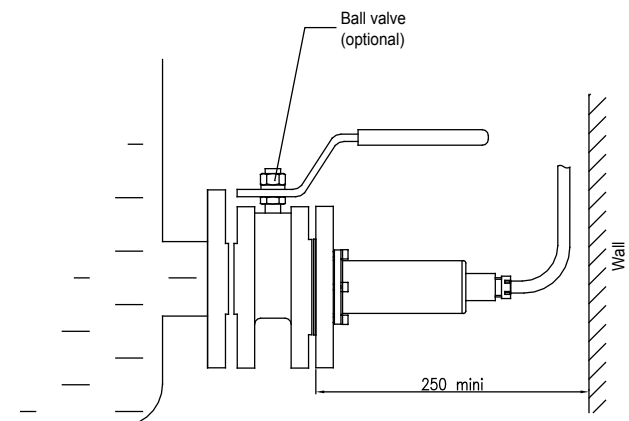
9, rue Isaac Newton  
 ZA Port Sec Nord, Esprit 1  
 18000 Bourges – France  
 Phone : + 33 (0) 248 237 901  
 Fax : + 33 (0) 248 237 903  
 E-Mail: contact.marine@honeywell.com  
 www.honeywellmarine.com

HM-11-53-ENG  
 February 2013  
 © 2010 Honeywell International Inc.

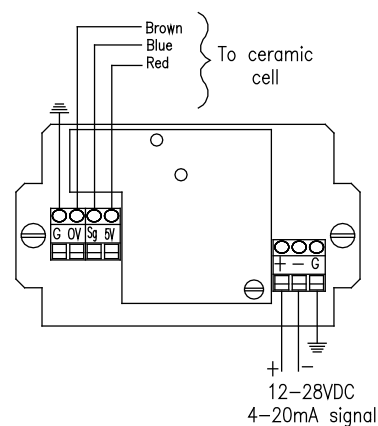
## Mechanical Fittings & Dimensions



## Process Connection



## Electrical Connection



**Honeywell**