



### Electro-pneumatic Tank Level Transmitter – Deck Installation

The CT801SI-R Electro-pneumatic Tank Level Transmitter performs remote level measurements based on the bubbler-type principle providing 4-20 mA analog output.

The transmitter's proven reliability has made it the marine industry standard for equipment in this category, with more than 2,000 vessels already equipped.

Approved by major international classification societies, the CT801SI-R is designed to be installed on deck. When there is a lack of air or neutral gas supply pressure (below 1 bar), its integrated and automatic non-return valve will close to avoid any liquid return back to the transmitter via the bubbling line.

For pressurized tanks, the level is the deduction of the inert gas pressure (above the liquid) to the hydrostatic pressure measured

# CT801-SI-R - Technical Specifications

## Technical Data

<b>Output signal:</b>	4-20 mA
<b>Power supply:</b>	12 to 28 Vdc
<b>Range:</b>	0 to 4000 mbar
<b>Accuracy:</b>	± 0,3% FS at 20°C
<b>Intrinsic safety:</b>	IECEX, ATEX. II 1 G D Ex ia IIC T6 Ga Ex ia IIIC T70°C Da IP66/67
<b>Operating temperature:</b>	-35°C +70°C
<b>Protection class:</b>	IP66/67
<b>Bubbling flow:</b>	10l/h (automatic regulator)
<b>Air supply:</b>	- 4 to 10 bar - Quality 3 - Particle size 5 microns - Pressure Dew point: -20°C - Oil content: 1mg/m3
<b>Bubbling line connection:</b>	1" BSPP

## Special Features

### Materials:

- Head & Body: Brass.
  - Flexible hose: Stainless steel & brass fitting.
- Automatic:
- Overpressure valve
  - Air supply safety valve
  - Bubbling line non-return valve
  - Bubbling line cleaning
- Connections:
- Pressurized tanks.
  - Pressure level indicator.

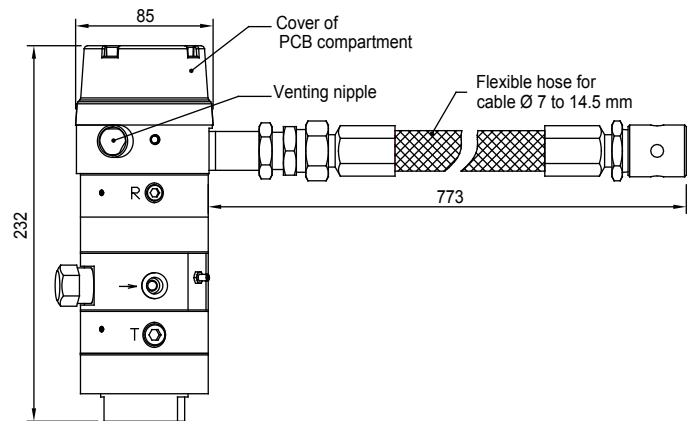
Venting nipple for mounting on open deck.

Bracket fixation for wall mounting (optional).

## Technical Documentation

<b>Technical manual:</b>	MT5006
<b>Installation manual:</b>	MI5006
<b>Maintenance manual:</b>	MM5006

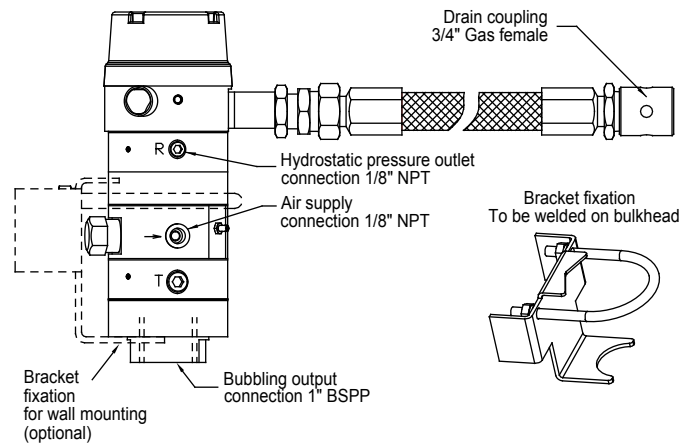
## Mechanical Fittings & Dimensions



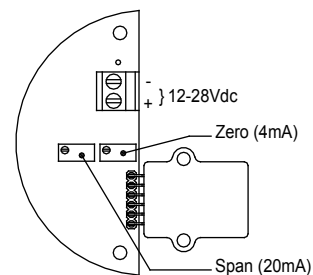
Range to be specified 8 weeks before delivery

Weight : 7.2 Kg

## Mechanical Connection



## Electrical Connection



## Honeywell Marine SAS

9, rue Isaac Newton  
 ZA Port Sec Nord, Esprit 1  
 18000 Bourges – France  
 Phone : + 33 (0) 248 237 901  
 Fax : + 33 (0) 248 237 903  
 E-Mail: contact.marine@honeywell.com  
 www.honeywellmarine.com

HM-11-41-ENG  
 February 2013  
 © 2010 Honeywell International Inc.

# Honeywell